



**RESEARCH IN TO PROGRESSION FROM
LEVEL 3 TO LEVEL 4 QUALIFICATIONS
FOR STUDENTS COMPLETING THEIR
LEVEL 3 QUALIFICATIONS AT
NORTH EAST WORCESTERSHIRE COLLEGE
(ACADEMIC YEAR 2006/2007)**

JULY 2007

CONTENTS

| | | Page No |
|----|--------------------------|----------------|
| 1. | Background | 1 |
| 2. | Data Collection | 1 |
| 3. | Summary of Main Findings | 1 |
| 4. | Summary of Charts | 2 |
| 5. | Research Findings | 4 |

CHARTS

| | | |
|----------|--|---|
| Chart 1 | Are you Intending to go on to Higher Education? | 4 |
| Chart 1a | The Number of Students Progressing/Not Progressing by Department | 4 |
| Chart 1b | The Percentage of Current Full-Time Students Progressing/Not Progressing | 5 |
| Chart 1c | The Percentage of Current Part-Time Students Progressing/Not Progressing | 5 |
| Chart 2 | Are you Aiming to Commence your HE Studies Next Academic Year or are you going to take a Gap Year? | 6 |
| Chart 3 | At Which College/University are you Planning to Study (if known)? | 6 |
| Chart 4 | What Type of HE Course are you Planning to Study (if known)? | 7 |
| Chart 5 | Types of HE Courses that the Students were Planning to Study at each College/University | 7 |
| Chart 6 | What Subject Area are you Planning to Study (if known)? | 8 |
| Chart 7 | Types of HE Courses that the Students were Planning to Study in each Subject Area | 8 |
| Chart 8 | What are your Main Reasons for Not Progressing on to Higher Education? | 9 |

APPENDICES

| | | |
|------------|--------------------|----|
| Appendix 1 | Progression Survey | 10 |
|------------|--------------------|----|

**RESEARCH IN TO PROGRESSION FROM LEVEL 3 TO LEVEL 4 QUALIFICATIONS
FOR STUDENTS COMPLETING THEIR LEVEL 3 QUALIFICATIONS AT
NORTH EAST WORCESTERSHIRE COLLEGE (ACADEMIC YEAR 2006/2007)
(Undertaken by Donna Obrey, Project Officer for the LLN for H&W)**

1. BACKGROUND

This research has been undertaken to investigate the number of Level 3 students (excluding A Level students) from North East Worcestershire College (NEW College) that are progressing on to Level 4 courses following completion of their vocational Level 3 course in Academic Year 2006/2007.

For those students who are progressing, the research will look at when, where and on which course they are planning to progress. For those students not progressing or still unsure whether they are going on to Higher Education (HE), it will investigate the reasons for this.

2. DATA COLLECTION

The data was collected from completing Level 3 students at NEW College via the use of a 'Progression Survey, a copy of this survey can be found in Appendix 1.

A total of 168 surveys were completed and returned for analysis.

3. SUMMARY OF MAIN FINDINGS

The main findings of the research were that:

- 43.5% of Level 3 students were continuing on to Level 4 courses
- 43.5% of Level 3 students were not continuing on to Level 4 courses
- 13% of Level 3 students were still unsure whether they would be continuing on to Level 4 courses

- 85% of those going on to HE were going to do so the following Academic Year
- 39% of those going on to HE were continuing at NEW College

- 52% of those students who were not going on to HE said this was either because 'I want to get a full-time job' or 'I have already secured a full-time job'

4. SUMMARY OF CHARTS

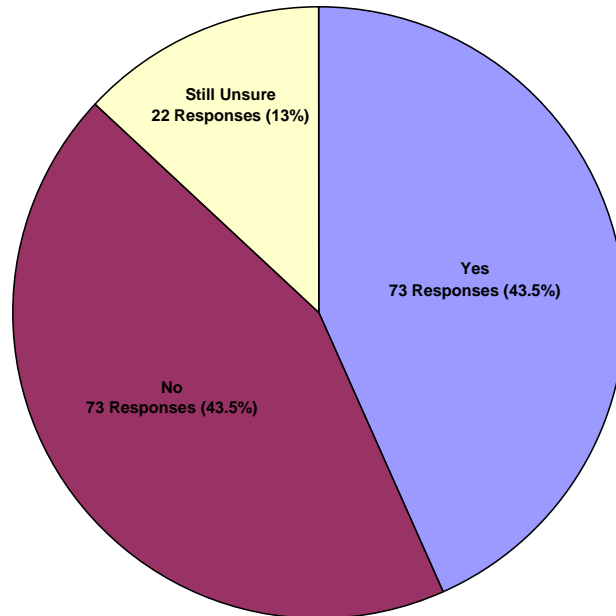
| Chart No | Summary |
|--|---|
| 1 | Out of a total of 168 responses, there was an equal split of the number of students that were and were not continuing on to HE. 43.5% (73 students) were continuing, 43.5% (73 students) were not and the remaining 13% (22 students) were still unsure. |
| 1a | <p>The Department with the:</p> <ul style="list-style-type: none"> – highest number of students <u>progressing</u> on to higher education is 'Arts & Access to HE'. Out of the 46 students that responded to the survey from that Department, 93% of them said they <u>were</u> progressing on to higher education (43 students) – highest number of students <u>not progressing</u> on to higher education is 'Community'. Out of the 40 students that responded to the survey from that Department, 73% of them said they <u>were not</u> progressing on to higher education (29 students). However, it should be noted that the Department with the <u>highest percentage of students not progressing</u> is 'Workforce Skills', with a total of 87% of students choosing not to continue on to higher education (13 out of the 15 students) |
| 1b | 120 of the current Level 3 students were studying Full-Time. 48% (58 students) of the current Full-Time students said they were continuing on to HE, whilst 41% (49 students) said they were not continuing on to HE. |
| 1c | 48 of the current Level 3 students were studying Part-Time. Only 31% (15 students) of the current Part-Time students said they were continuing on to HE, whilst 50% (24 students) said they were not continuing on to HE. |
| Of those 73 students that had advised they <u>were continuing on to HE</u>: | |
| 2 | 85% (62 students) were going to continue the following academic year. |
| 3 | <p>A total of 66 students knew where they were planning to study their HE course. The top 3 choices of colleges/universities were:</p> <ul style="list-style-type: none"> – 39% (26 students) were planning to continue studying at NEW College – 20% (13 students) were planning to go to the University of Worcester – 12% (8 students) were planning to go to the University of Central England |
| 4 | <p>A total of 72 students knew the type of HE course that they were planning to study. The 2 most popular types of HE course were:</p> <ul style="list-style-type: none"> – 35% (25 students) wanted to do a HNC/D – 32% (23 students) wanted to do an Honours Degree |
| 5 | 58% of those students that were going on to HE Courses at NEW College were planning to undertake HNC/Ds. |

| Chart No | Summary |
|--|---|
| 6 | <p>A total of 72 students advised the subject area that they were planning to study. The top choices were:</p> <ul style="list-style-type: none"> – 24% (17 students) Art & Design (i.e. 3D Design, Art/Fine Art, Graphic Design, Fashion and Interior Design) – 18% (13 students) Nursing & Midwifery – 8% (6 students) Performing Arts – 8% (6 students) Social Work/Care |
| 7 | <p>The different types of HE Courses appeared to be quite evenly distributed among the different subject areas. The main exception to this was the Certificate/Diploma in HE which was only identified within 3 of the 26 subject areas with 70% of these courses being linked to Nursing.</p> |
| <p>Of those 95 students that had advised they <u>were not or were still unsure whether they were continuing on to HE:</u></p> | |
| 8 | <p>114 reasons were selected from the survey, the 3 most popular reasons were:</p> <ul style="list-style-type: none"> – 34% (39 responses) said 'I want to get a full-time job' – 18% (20 responses) said 'I have already secured a full-time job' – 9% (10 responses) said 'I cannot afford to continue on to HE' |

5. RESEARCH FINDINGS

Chart 1:

Are you Intending to go on to Higher Education?



These responses were then split in order to compare:

- the number of students progressing/not progressing by Department – see Chart 1a
- the responses given by the Full-Time students with those given by the Part-Time students – see Charts 1b and 1c

Chart 1a:

The Number of Students Progressing/Not Progressing by Department

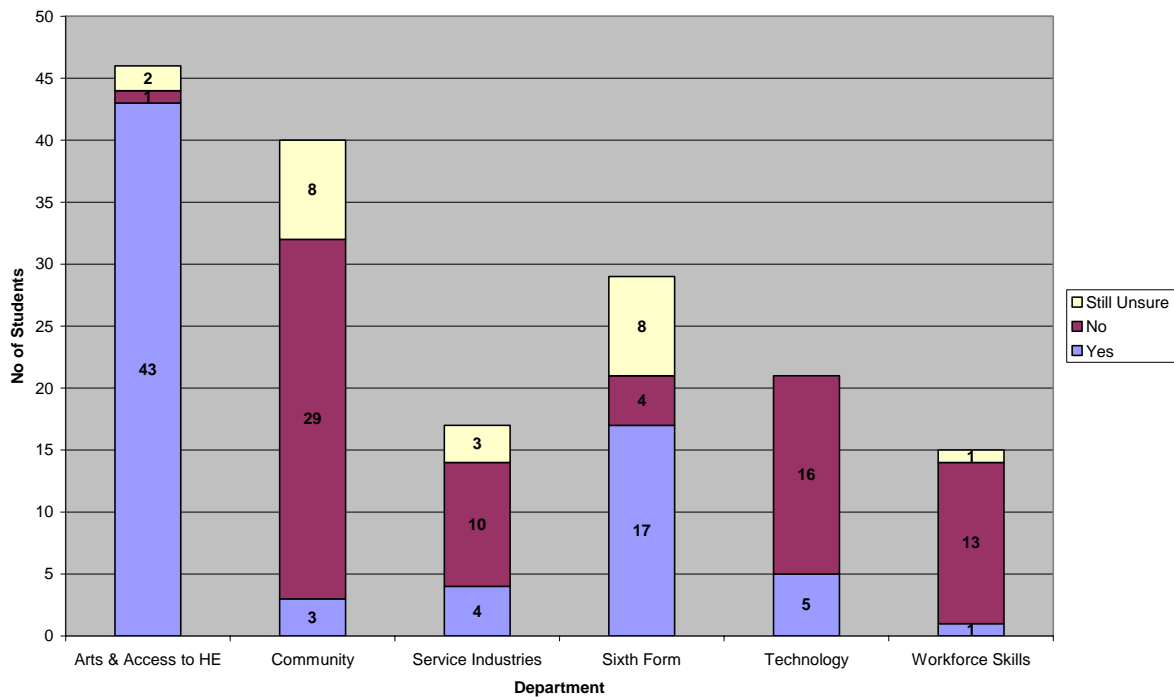


Chart 1b:
The Percentage of Current Full-Time Students Progressing/Not Progressing

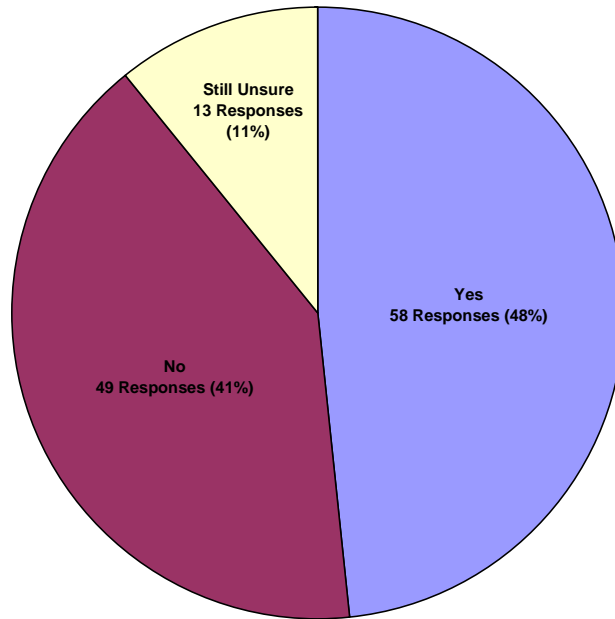
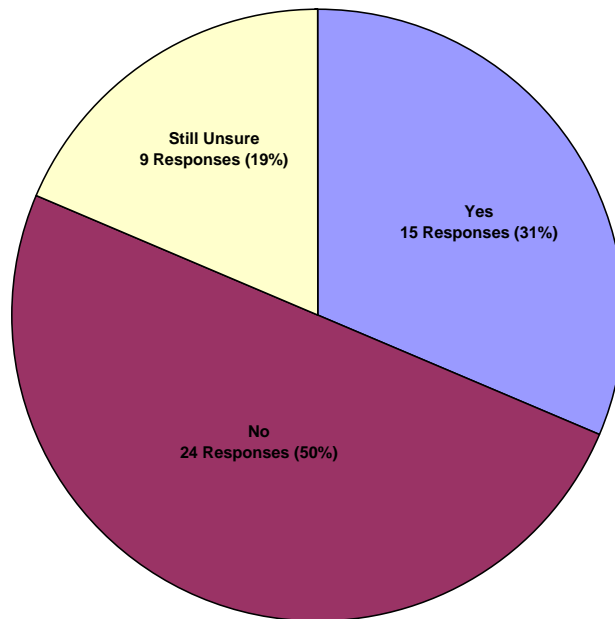


Chart 1c:
The Percentage of Current Part-Time Students Progressing/Not Progressing



THOSE STUDENTS THAT WERE GOING ON TO HIGHER EDUCATION WERE ASKED THE FOLLOWING QUESTIONS

Chart 2:

Are you Aiming to Commence your HE Studies Next Academic Year or are you going to take a Gap Year?

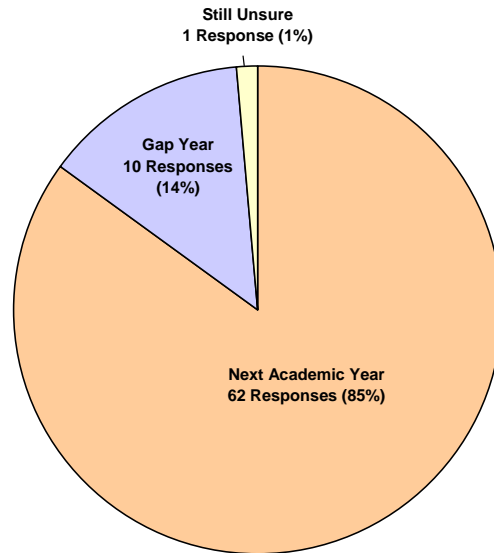


Chart 3:

At Which College/University are you Planning to Study (if known)?

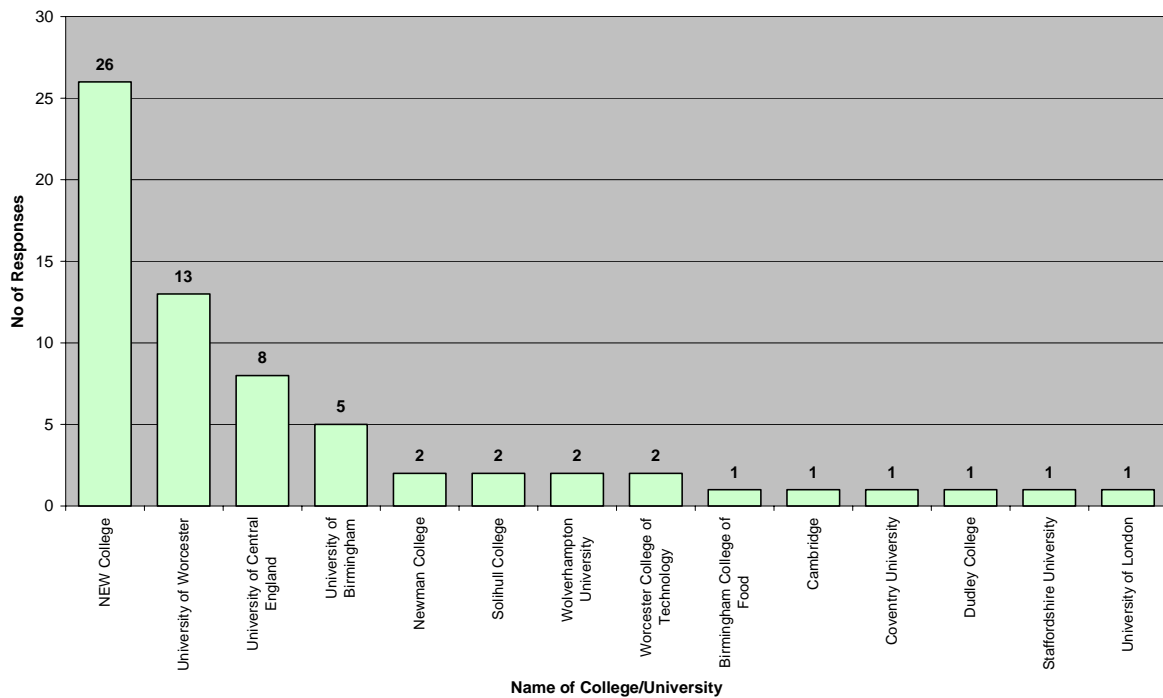


Chart 4:

What Type of HE Course are you Planning to Study (if known)?

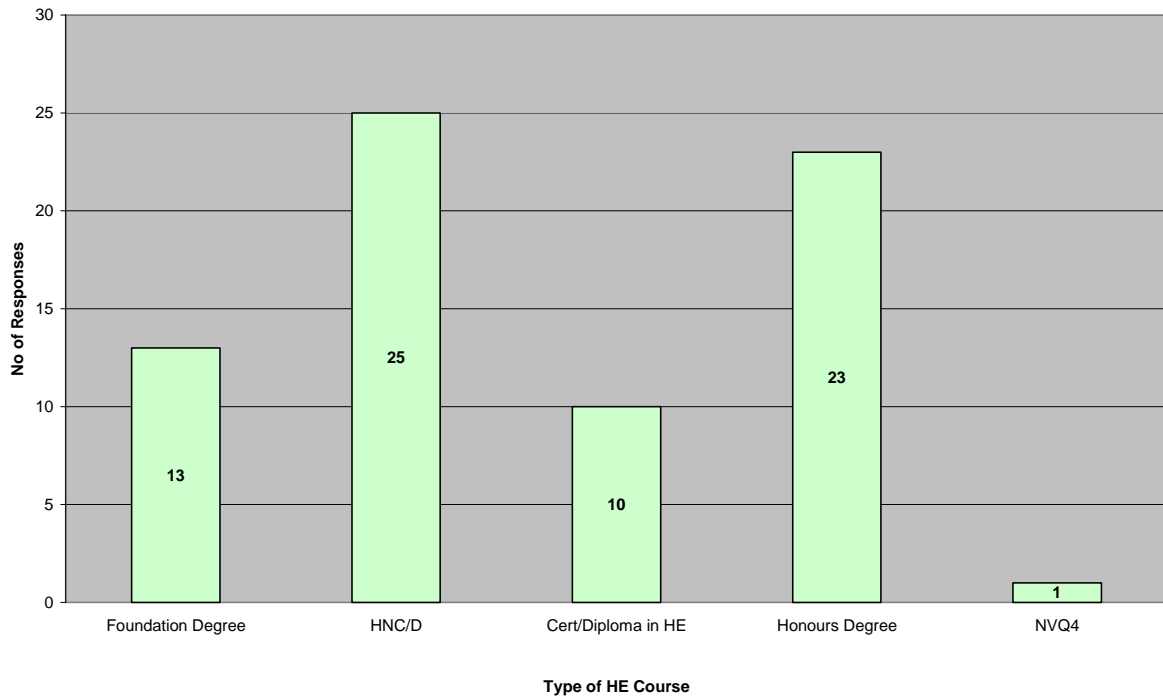


Chart 5 merges of the results of Charts 3 & 4 in order to give a summary of the types of HE Courses that the students were planning to study at each College/University

Chart 5:

Types of HE Courses that the Students were Planning to Study at each College/University

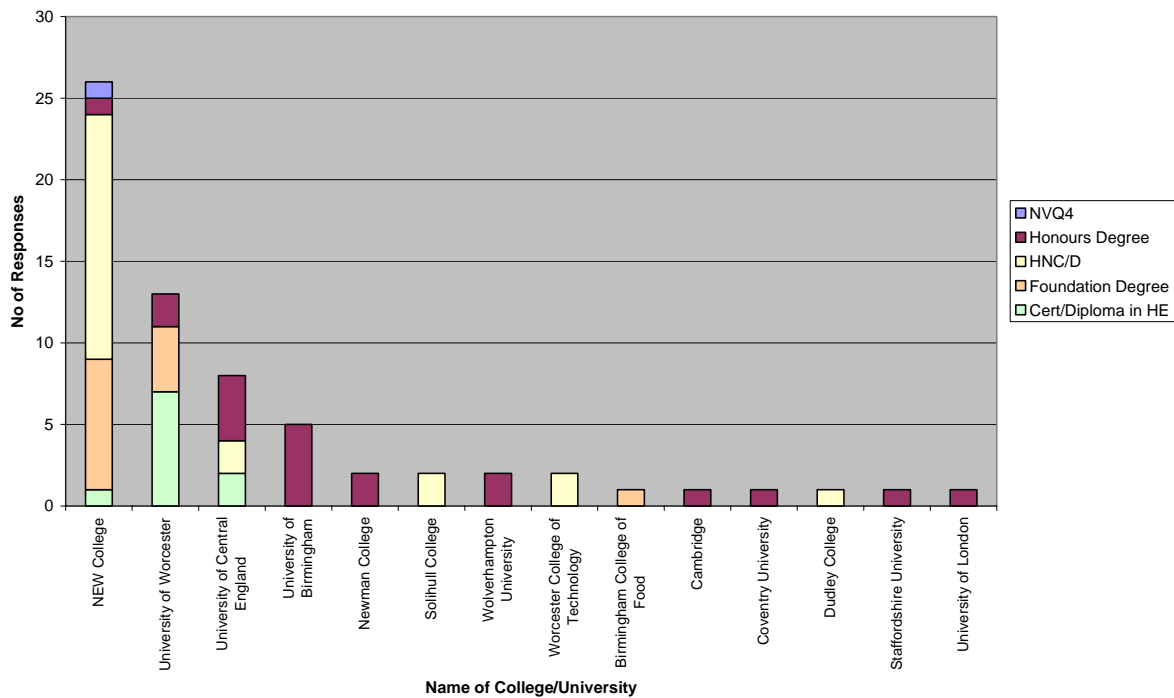


Chart 6:

What Subject Area are you Planning to Study (if known)?

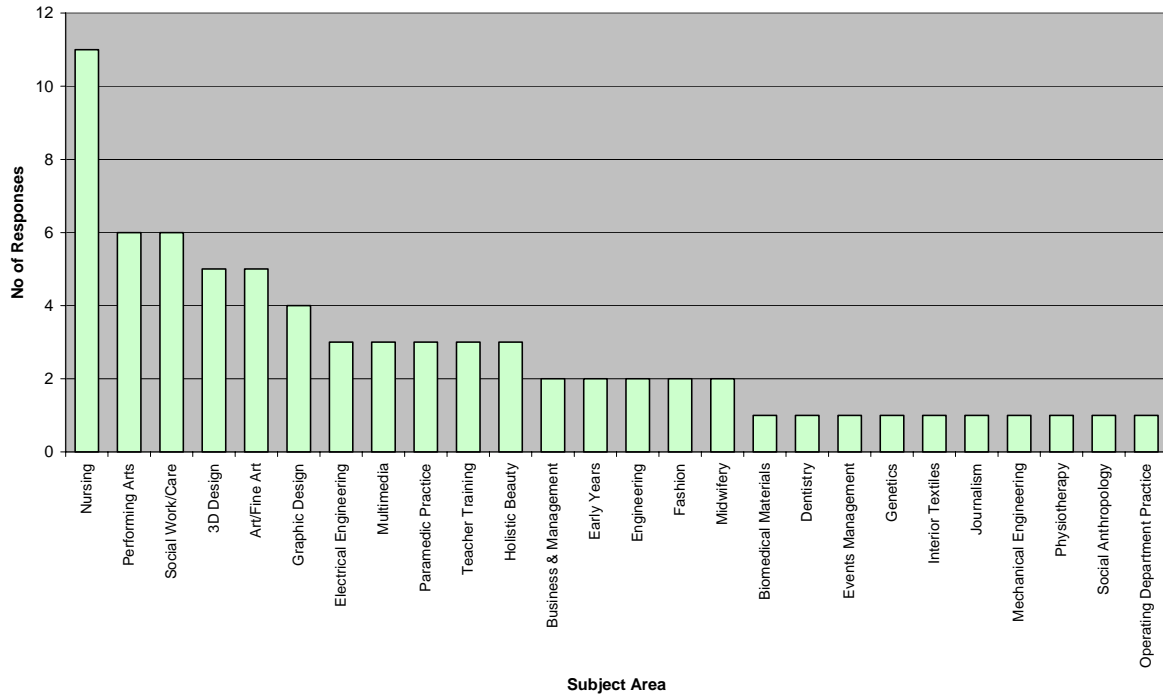
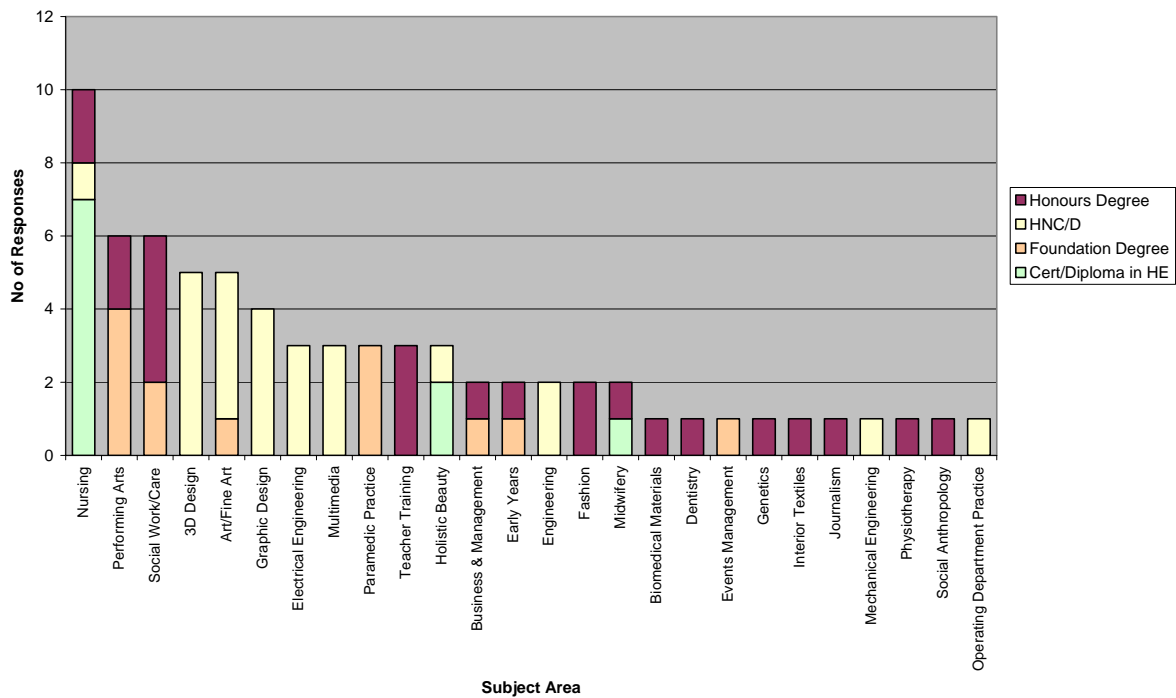


Chart 7:

Types of HE Courses that the Students were Planning to Study in each Subject Area

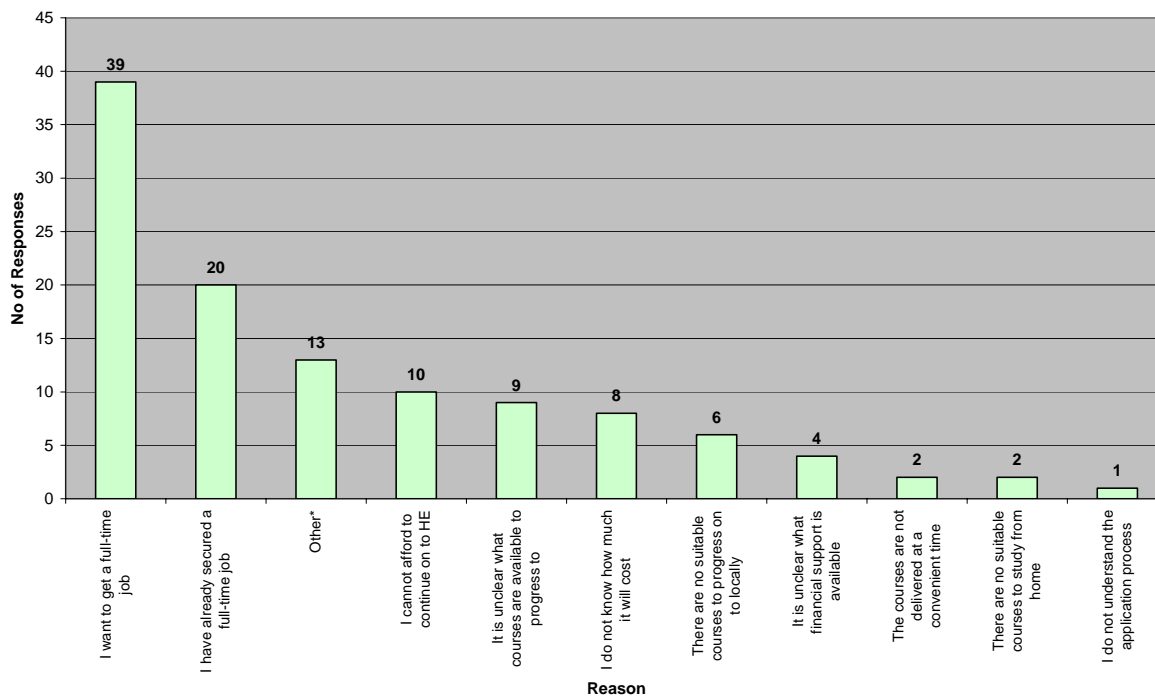


Please note that the NVQ 4 is not shown on this chart as the student did not specify which subject area they wished to study this in.

THOSE STUDENTS THAT WERE NOT OR WERE STILL UNSURE WHETHER THEY WERE GOING ON TO HIGHER EDUCATION, WERE ASKED THE FOLLOWING QUESTION

Chart 8:

What are your Main Reasons for Not Progressing on to Higher Education?



*** The reasons given in the 'Other' category included:**

- Carrying on with a following year in pastry
- Coming back to NEW College to study NVQ 3 in Childcare & Early Years
- Going on to do NVQ 3 & 4 through a secured job
- Going to do hair dressing at college
- Going to start my own workshop
- I already work full time and I am uncertain what I would like to do next
- I have part time employment
- I need a part time job to fit in with children
- I want to work part time in the field now that I am qualified
- It has been difficult coping with a full time job and 2 year course but I would do it again for the right course
- It is unclear as to what I will be able to do at present due to full time work
- Joining the RAF
- My boss does not want me to do any more education, just work



PROGRESSION SURVEY

What is the Lifelong Learning Network (LLN)?

The LLN is a government-funded project which aims to increase the number of students with Level 3 vocational qualifications (e.g. National Diplomas/Certificates, NVQ3) and those in employment entering higher education in Herefordshire & Worcestershire. The LLN will work with the partners in the network to develop higher education (HE) courses that are more accessible and provide the support required to help vocational students succeed in HE.

What is the Survey about and why is it being undertaken?

This survey is being undertaken to find out whether vocational students are progressing from Level 3 (e.g. National Diplomas/Certificates, NVQ3) to Level 4 (e.g. Foundation Degree, Higher National Certificate/Diploma, Certificate/Diploma of Higher Education, Honours Degree) qualifications. The results of the survey will be used to identify what can be done to make HE more accessible.

*** FREE PRIZE DRAW – WIN AN IPOD NANO ***

If you wish to leave your contact details we may contact you in the future as a follow up to this survey. You do not have to leave your contact details, however by providing these you will be automatically entered in to a free prize draw to win an iPod nano.

Name: **Mobile Telephone No:**

| | |
|---|---|
| <p>1. Are you currently studying Full-Time or Part-Time? Full-Time <input type="checkbox"/> Part-Time <input type="checkbox"/></p> | |
| <p>2. Are you intending to go on to Higher Education (HE)? Yes <input type="checkbox"/> No <input type="checkbox"/> Still Unsure <input type="checkbox"/> (go to question 3) (go to question 4)</p> | |
| <p>3. If you answered <u>Yes</u> to question 2, continue below</p> <p>3a. Are you aiming to commence your HE studies next academic year or are you going to take a gap year?</p> <p>Next Academic Year <input type="checkbox"/> Gap Year <input type="checkbox"/></p> <p>3b. At which College/University are you planning to study (if known)?</p> <p>.....</p> <p>3c. What type of HE course are you planning to study (if known)?</p> <p>Foundation Degree <input type="checkbox"/> Higher National Certificate/Diploma <input type="checkbox"/> Certificate/Diploma in Higher Education <input type="checkbox"/> Honours Degree (e.g. BA/BSc) <input type="checkbox"/> NVQ 4 <input type="checkbox"/></p> <p>3d. What subject area are you planning to study (if known)?</p> <p>.....</p> | <p>4. If you answered <u>No</u> to question 2, continue below</p> <p>4a. What are your main reasons for not progressing in to HE? (Please tick as many boxes as apply)</p> <p>Course Information:</p> <p>It is unclear what courses are available to progress to <input type="checkbox"/> There are no suitable courses to progress on to locally <input type="checkbox"/> The courses are not delivered at a convenient time <input type="checkbox"/> There are no suitable courses to study from home <input type="checkbox"/></p> <p>Application Process:</p> <p>I do not understand the application process <input type="checkbox"/></p> <p>Finance:</p> <p>I do not know how much it will cost <input type="checkbox"/> I cannot afford to continue on to HE <input type="checkbox"/> It is unclear what financial support is available <input type="checkbox"/></p> <p>Employment:</p> <p>I want to get to a full-time job <input type="checkbox"/> I have already secured a full-time job <input type="checkbox"/></p> <p>Other (please specify)</p> <p>.....</p> <p>.....</p> |

THANK YOU FOR TAKING THE TIME TO COMPLETE THIS SURVEY, PLEASE HAND THIS BACK TO YOUR TUTOR